





# Academic Laboratory Furniture

// OUR APPROACH

// LABORATORY FURNITURE OVERVIEW

// LABORATORY FURNITURE

// LARGE SCALE UNIVERSITY PROJECT

// STORAGE

// FUME CUPBOARDS & EXTRACT SYSTEMS

// FITTINGS OPTIONS

// STORAGE OPTIONS

## The Concept

Marson laboratories have been providing scientific furniture to the educational sector for over 100 years.

In this time we have worked hand in hand with the most prestigious schools and universities to develop robust flexible and attractive work spaces

Our approach to laboratory furniture is to offer a quality product of the highest standard that will provide a durable teaching environment for many years to come.

We offer a vast range of storage solutions and can also cater for bespoke manufacture.





## Our Approach

For a summary of our latest projects and installations, please check our website:  
[www.wemarson.co.uk](http://www.wemarson.co.uk)

At Marson we realise the importance of your new laboratory. By adopting a hands-on approach to the project, we can guide you through every step of the process, from inception to final hand-over.

Upon receipt of the initial enquiry, an experienced project manager will perform a no-obligation site visit to discuss your requirements further, explaining the merits of the different laboratory furniture systems we have to offer. Following our site visit, we submit a detailed quotation and CAD layout plan fully illustrating our proposal for your new laboratory. This ensures you know exactly what you will be receiving for a fixed lump sum price.

On embarking on your project, our project manager will continue to develop the scheme, finalising the design and finishes for your laboratory. At Marson we understand the importance of both deadline and cost.

Your project will be given an agreed start and end date to ensure that there are no disruptive delays. Any changes to the specification or scope of the project during the design period will be costed as a clear set of additional or omitted costs to ensure complete financial transparency.

On the successful completion of your laboratory, our project manager will perform a detailed hand-over walk through of the new facility, to ensure that you are 100% satisfied with the end result.

We also offer full 'Turn-Key' solutions, including flooring, plumbing, electrical installation, ceilings, lighting, builders work and decorations... all the services to turn your ideas into reality.



1



2

- 1 Marson offer Durable double cantilever Island benching with open plan under bench support system allowing flexible seating arrangements with the use of mobile storage units.

Removable under bench panels conceal any internal service runs. Adjustable above bench shelving on slotted system. Active service dropper feeding services below bench for data and power.

- 2 Wall mounted fully adjustable slotted shelving system to suit a wide application of loading capabilities.
- 3 Fixed sink housing units.



3

## Laboratory furniture overview





1



2

Marson provide a large selection of sink options to suit every application.

- 1 Fully bundled 316 grade stainless steel sink with lever action mixer tap hand made to the highest standard mounted on static sink housing unit.
- 2 Marson can provide fully fitted wash and change areas including lockers and step over benches bespoke made to suit all applications.
- 3 Floor to ceiling IPS safety station with panel mounted eyewash grouping all safety features into one area, towel and soap dispensers mounted on removable panel system to gain access for plumbing.



3



## Laboratory furniture

Double cantilever peninsular benching with fixed epoxy sink area enclosed with high level 3 sided splash screen.

Adjustable 2 tier shelving system with high level power feed to meet client's specification.

Mobile under bench units to allow for greater cleaning, above bench fixed reagent rack with surface mounted electrical trunking.

## Large scale university project

Two recently constructed buildings, each fitted out with four floors of Marson Laboratory furniture.

Marson worked closely with Architects to achieve the exact furniture detail required.





## Storage

- 1 Tray units available in a number of different configurations, all mobile units supported on heavy duty nylon castors with locking front wheels.
- 2 Glass fronted tall storage units.

- 3 Mobile pedestal units on locking casters.
- 4 Fixed supporting units with above storage.
- 5 A wide range of racking is available from epoxy coated to stainless steel in a large number of size configurations.





## Fume cupboards & extract systems

- 1 Wide range of walk-in fume cupboards are available upon request.
- 2 Full duct work extraction systems.
- 3 School fixed / mobile fume cupboards available with extract out or recirculation air handling systems.
- 4 Built in fume cupboards with vented chemical storage below.



# Gas service outlet options



1 Bench mounted single gas tap.



2 Double 90 degree bench mounted gas tap.



3 4 way bench mounted gas tap.

# Tap options



4 Single feed lever action tap.



5 Lever action mixer tap.



6 Panel mounted lever action mixer taps.

# Eye wash options



7 Bench mounted eye wash.

A wide range of outlets are available upon request.

# Wash-up sink options



8 Inset epoxy sink.



9 Under slung epoxy sink.



10 Solid cast epoxy wash up sink, with optional drainer.



11 Double drain single bowl epoxy sink.



12 Stainless steel sink.



13 Stainless steel sink with drainer.



14 Square stainless steel sink.



15 Stainless steel sink.

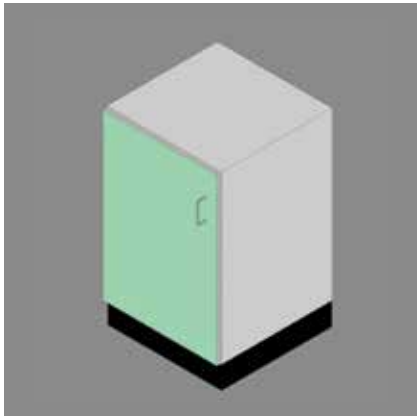


16 Stainless steel sink.

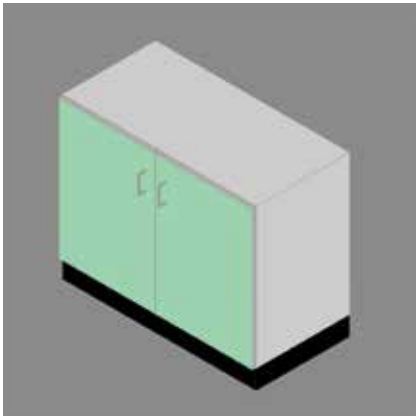
A wide range of sinks including bespoke ranges are available upon request.

# Under bench storage unit options

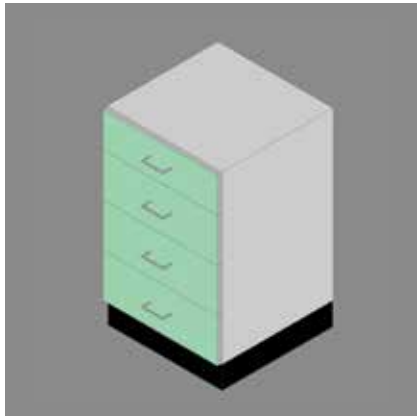
We provide a range of cupboard, drawer or tray unit under bench storage units:



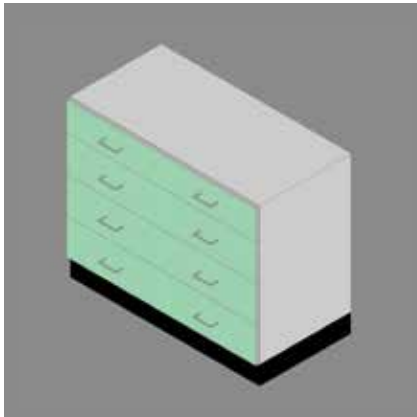
8 Single cupboard unit with adjustable shelf, type S602A.



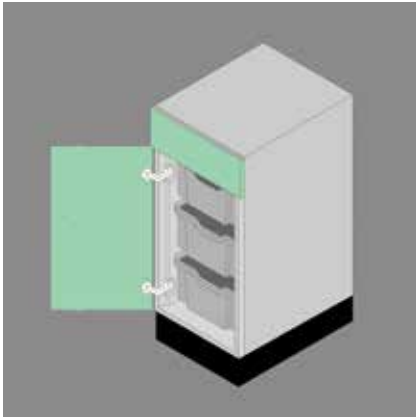
9 Double cupboard unit with adjustable shelf, type S605.



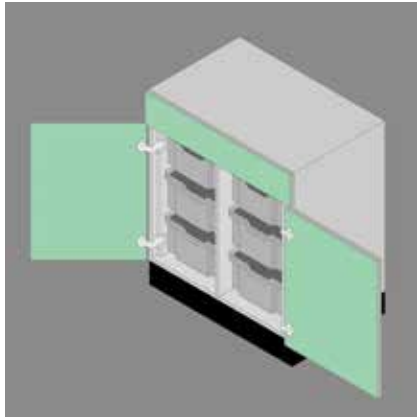
10 Single 4 drawer unit, type S603.



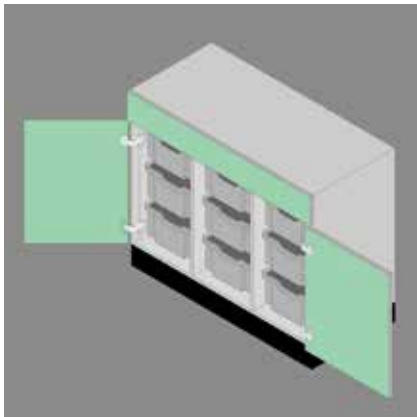
11 Double 4 drawer unit, type S604.



12 Single tray unit with shallow, medium or deep trays, type S610S.



13 Double tray unit with shallow, medium or deep trays, type S610D.




14 Triple tray unit with shallow, medium or deep trays, type S610T.

Units can be:


- Floor mounted
- Mobile
- Suspended

# Tall storage unit options


Choose from the following tall storage units:



15 Double Floor mounted tall cupboard unit, with 4 No. adjustable shelves, supplied with lockable doors, type TSU.




16 Double Floor mounted tall cupboard unit, supplied with triple tray unit to bottom section and 2 No. adjustable shelves to top section, supplied with lockable doors, type LSU.



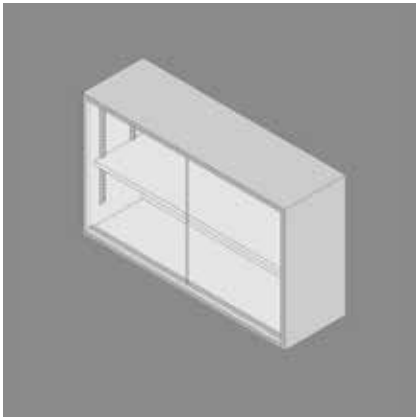
17 Double Floor mounted tall cupboard unit, supplied with triple tray unit to bottom and top section, supplied with lockable doors, type LSUT.

# Wall mounted storage options

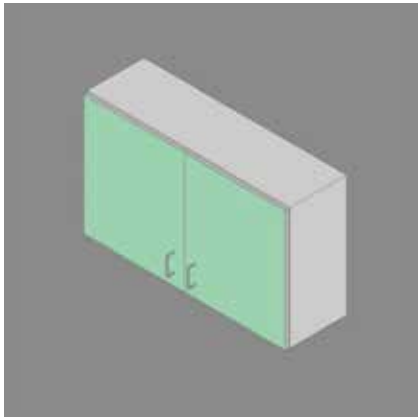
Choose from the following wall mounted storage options:



18 Wall mounted shelving fitted to adjustable spur system, with number of shelves to suit your requirements.



19 Wall mounted display cupboard with toughened glass sliding doors, type S703.



20 Wall mounted storage cupboard with pair of solid opening doors, type S704.





RODING HOUSE  
FLEX MEADOW  
PINNACLES WEST  
HARLOW, ESSEX  
CM19 5TJ

**T** +44 (0)1279 451288

**F** +44 (0)1279 451422

[www.wemarson.co.uk](http://www.wemarson.co.uk)

